

# PENDA SCIENCE

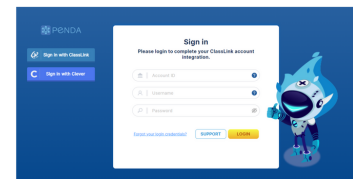
## STUDENT QUICK START GUIDE



1

### LOGGING IN

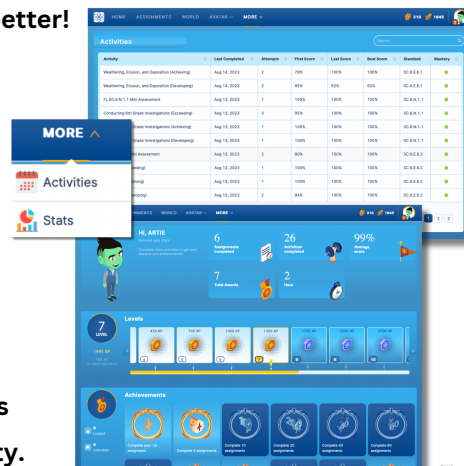
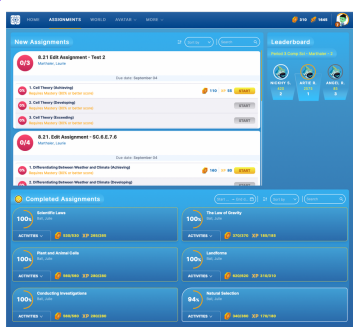
- Go to [pendalearning.com](https://pendalearning.com). Click *Login*, then click *Student*.
- Or, if your school uses ClassLink or Clever, find and click on the Penda Learning tile.
  - Use all lowercase letters to log in.*
  - Account ID:** Get this from your teacher
  - Username:** Get this from your teacher
  - Password:** Get this from your teacher



2

### COMPLETING ACTIVITIES, SCORES, & STATS

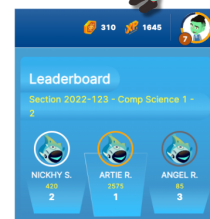
- Click *Assignments* to view the activities assigned to you.
  - New Assignments* are at the top and *Completed Assignments* are at the bottom.
  - Click *Start* to open and complete an activity.
  - At the end of an activity, click *Review* to review your answers.
  - You can redo activities to get a better score. Go for the Green! Try for 80% or better!
- Click *More* to see a summary of your activities and stats.
  - Click *Activities* to see your First, Last, and Best scores and your mastery level for each activity.
    - Mastered = 80 - 100%**
    - Partially Mastered = 60 - 79%**
    - Not Mastered = 0 - 59%**
  - Click *Stats* to see your Rewards, Levels, and Achievements. The average score on your *Stats* page is the average of only your highest scores on each activity.



3

### GAMIFICATION

- Earn credits to buy things in the Avatar Store.
  - Earn 10 credits for each correct answer in an activity.
- Earn experience points (XP) to level up and earn special rewards.
  - Earn 5 XP for each correct answer in an activity.
- Leaderboard points are the total of your best score from each activity.
  - Find these scores in the *Best Score* column of your *Activities* page in the *More* section.
  - Move up the leaderboard by redoing activities to get a better score.



SCAN/CLICK TO SEE THE STUDENT LAUNCH VIDEO

